

The Traveler<sup>®</sup> SE Plus continues to incorporate the legendary Everest & Jennings<sup>®</sup> wheelchair frame with saddle-joint tubular construction with an improved weight capacity of 300 lb evenly distributed.

It provides an effective combination of a standard wheelchair for transportation and a two-inch seat height adjustment for a hemi position.



Standard Chart Pocket



Industry compatible front rigging

### Standard Features

- Available in 16", 18" and 20" seat widths, with 16" seat depth
- Black vinyl upholstery with standard chart pocket on back
- Industry compatible tool-free front rigging with standard heel loops on swingaway footrests with composite footplates
- Carbon steel frame with hammertone finish provides strength and durability
- Comfortable desk and full length arms with padded armrests
- Two-position axle and caster fork provide a two-inch seat height adjustment for a hemi position
- Maximum Weight Capacity 300 lb -EVENLY DISTRIBUTED
- Meets Medicare codes K0001/K0002



Tool-free Adjustable Rigging



Dual Axle













Standard Heel Loop



Wheel Lock



Front Caster

Traveler® SE Plus		Dimensions and Weights									
		Seat			Back	Overall				Weight	
		Width	Depth	Height	Height	Depth	Height	Width	Folded Width	Without front rigging	Max Capacity
											
3E050100	Fixed Full Arm, Swingaway Footrest	18"	16"	18"-20"	15 ½"	31 ½"	35 ½"	26 ½"	12 ¼"	36 ½ lb	300 lb
3E050110	Fixed Full Arm, Elevating Legrest	18"	16"	18"-20"	15 ½"	31 ½"	35 ½"	26 ½"	12 ¼"	36 ½ lb	300 lb
3E050120	Detachable Desk Arm, Swingaway Footrest	18"	16"	18"-20"	15 ½"	31 ½"	35 ½"	26 ½"	12 ¼"	36 ½ lb	300 lb
3E050130	Detachable Desk Arm, Elevating Legrest	18"	16"	18"-20"	15 ½"	31 ½"	35 ½"	26 ½"	12 ¼"	36 ½ lb	300 lb
3E050140	Detachable Full Arm, Swingaway Footrest	18"	16"	18"-20"	15 ½"	31 ½"	35 ½"	26 ½"	12 ¼"	36 ½ lb	300 lb
3E050150	Detachable Full Arm, Elevating Legrest	18"	16"	18"-20"	15 ½"	31 ½"	35 ½"	26 ½"	12 ¼"	36 ½ lb	300 lb
3E050220	Detachable Desk Arm, Swingaway Footrest	16"	16"	18"-20"	15 ½"	31 ½"	35 ½"	24 ½"	12 ¼"	36 ½ lb	300 lb
3E050230	Detachable Desk Arm, Elevating Legrest	16"	16"	18"-20"	15 ½"	31 ½"	35 ½"	24 ½"	12 ¼"	36 ½ lb	300 lb
3E050240	Detachable Full Arm, Swingaway Footrest	16"	16"	18"-20"	15 ½"	31 ½"	35 ½"	24 ½"	12 ¼"	36 ½ lb	300 lb
3E050250	Detachable Full Arm, Elevating Legrest	16"	16"	18"-20"	15 ½"	31 ½"	35 ½"	24 ½"	12 ¼"	36 ½ lb	300 lb
3E050320	Detachable Desk Arm, Swingaway Footrest	20"	16"	18"-20"	15 ½"	31 ½"	35 ½"	28 ½"	12 ¼"	36 ½ lb	300 lb
3E050330	Detachable Desk Arm, Elevating Legrest	20"	16"	18"-20"	15 ½"	31 ½"	35 ½"	28 ½"	12 ¼"	36 ½ lb	300 lb
3E050340	Detachable Full Arm, Swingaway Footrest	20"	16"	18"-20"	15 ½"	31 ½"	35 ½"	28 ½"	12 ¼"	36 ½ lb	300 lb
3E050350	Detachable Full Arm, Elevating Legrest	20"	16"	18"-20"	15 ½"	31 ½"	35 ½"	28 ½"	12 ¼"	36 ½ lb	300 lb

Traveler® SE Plus – Common Accessories & Parts		HCPCS Code
90763064A/90763064	Heel loop, pair	E0951
90763062A/90763062	Wheel lock extension, pair	E0961
300-505	Positioning belt (auto-style) push button 27" to 47"	E0978
B10320F	O2-IV holder	E2208
B10325	O2 cylinder holder	E2208
EJO2BAG07	O2 holder bag	E2208
90763230A	Anti-tippers adjustable, pair Traveler SE Plus and Traveler L3 Plus	E0971
9252380	Anti-fold bar lower frame for Advantage, Advantage LX, SE, LX, L3, L3 Plus	